

User Guide

PoE Switch of
POE28 / POE29 Model

1. 5-Port PoE Switch Series

Model: POE29-RX548
Port: 5 * 10/100M RJ45 Ethernet Port
PoE: 4 * PoE IEEE802.3af Port
Power Consumption: ≤75W
Backplane Bandwidth: 1Gbps
Signal Light: Power, Link/Act, PoE,
UpLink Status
Size: 300mm * 220mm * 30mm

Model: POE29-RX548F
Port: 5 * 10/100M RJ45 Ethernet port
PoE: 4 * 48V Non-standard PoE Port
Power Consumption: ≤75W
Backplane Bandwidth: 1Gbps
Signal Light: Power, Link/Act,
UpLink Status
Size: 300mm * 220mm * 30mm

Model: POE29-RX524F
Port: 5 * 10/100M RJ45 Ethernet port
PoE: 4 * 24V Non-standard PoE Port
Power Consumption: ≤75W
Backplane Bandwidth: 1Gbps
Signal Light: Power, Link/Act,
UpLink Status
Size: 300mm * 220mm * 30mm

Model: POE29-RX548-1SC
Port: 4 * 10/100M RJ45 Ethernet Port
1 * Gigabit SFP Port
PoE: 4 * PoE IEEE802.3af Port
Power Consumption: ≤75W
Backplane Bandwidth: 1Gbps
Signal Light: Power, Link/Act, PoE,
UpLink Status
Size: 300mm * 220mm * 30mm

Model: POE29-RX524F-1SC
Port: 4 * 10/100M RJ45 Ethernet port
1 * Gigabit SFP Port
PoE: 4 * 24V Non-standard PoE Port
Power Consumption: ≤75W
Backplane Bandwidth: 1Gbps
Signal Light: Power, Link/Act,
UpLink Status
Size: 300mm * 220mm * 30mm

Model: POE29-RX548F-1SC
Port: 4 * 10/100M RJ45 Ethernet port
1 * Gigabit SFP Port
PoE: 4 * 48V Non-standard PoE Port
Power Consumption: ≤75W
Backplane Bandwidth: 1Gbps
Signal Light: Power, Link/Act,
UpLink Status
Size: 300mm * 220mm * 30mm

2. 9-Port PoE Switch Series

Model: POE28-RX948
Port: 9 * 10/100M RJ45 Ethernet Port
PoE: 8 * PoE IEEE802.3af Port
Power Consumption: ≤120W
Backplane Bandwidth: 1.8Gbps
Signal Light: Power, Link/Act,
UpLink Status
Size: 200mm * 200mm * 45mm

Model: POE28-RX948F
Port: 9 * 10/100M RJ45 Ethernet Port
PoE: 8 * 48V Non-standard PoE Port
Power Consumption: ≤120W
Backplane Bandwidth: 1.8Gbps
Signal Light: Power, Link/Act,
UpLink Status
Size: 200mm * 200mm * 45mm

Model: POE28-RX924F
Port: 9 * 10/100M RJ45 Ethernet Port
PoE: 8 * 24V Non-standard PoE Port
Power Consumption: ≤120W
Backplane Bandwidth: 1.8Gbps
Signal Light: Power, Link/Act,
UpLink Status
Size: 200mm * 200mm * 45mm

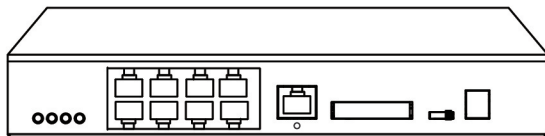
Model: POE29-RX948
Port: 9 * 10/100M RJ45 Ethernet Port
PoE: 8 * PoE IEEE802.3af Port
Power Consumption: ≤120W
Backplane Bandwidth: 1.8Gbps
Signal Light: Power, Link/Act,
UpLink Status
Size: 300mm * 220mm * 30mm

Model: POE29-RX948F
Port: 9 * 10/100M RJ45 Ethernet Port
PoE: 8 * 48V Non-standard PoE Port
Power Consumption: ≤120W
Backplane Bandwidth: 1.8Gbps
Signal Light: Power, Link/Act,
UpLink Status
Size: 300mm * 220mm * 30mm

Model: POE29-RX924F
Port: 9 * 10/100M RJ45 Ethernet Port
PoE: 8 * 24V Non-standard PoE Port
Power Consumption: ≤120W
Backplane Bandwidth: 1.8Gbps
Signal Light: Power, Link/Act,
UpLink Status
Size: 300mm * 220mm * 30mm

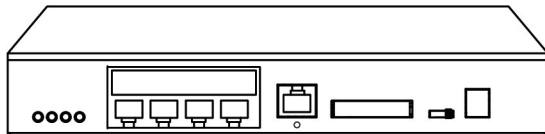
3. Physical Port of POE28 / POE29 Model

POE29



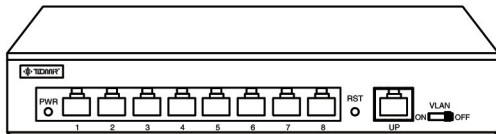
AC 100V-240V 2 4 6 8 Uplink 1 0 RST VLAN

POE29



AC 100V-240V 1 2 3 4 Uplink 1 0 RST VLAN

POE28

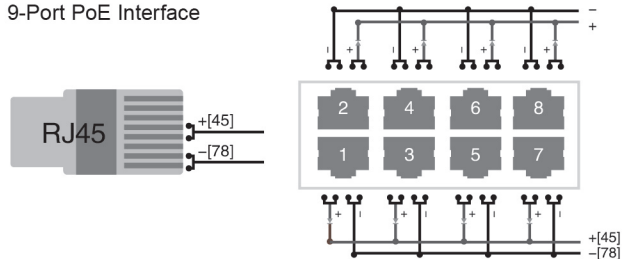


POE28

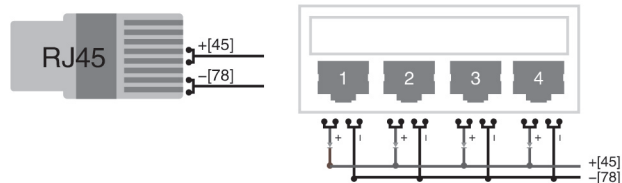


4. PoE Interface of POE28 / POE29 Model

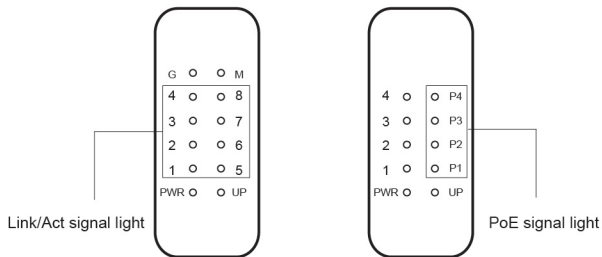
9-Port PoE Interface



5-Port PoE Interface



5. LED Signal Light of POE29 Model



Signal Light	State	Status
PWR	On	Power is on
	Off	No Power
PoE signal light	On	Normal operation
	Flashing	Port detecting, short circuit, or overloading
	Off	Power off or no terminal connections
Link/Act signal light	On	Normal operation
	Flashing	Normal operation with data flow
	Off	No terminal connections
Uplink signal light	On	Normal operation
	Flashing	Normal operation with data flow

6. Features of POE28 / POE29 Model

PoE switch series is specialized for terminal power supplying and network safety, with features of surge protection, waterproof and VLAN.

VLAN Mode:

When the VLAN mode is selected, PoE ports are isolated and independently connecting with computer or other switches, while the uplink port connecting with router.

Benefit of VLAN Function

Avoiding the broadcast storm and ARP spoofing.

Surge Protection

Each port is equipped with surge absorber which can survive under 10,000V, 150A, nanosecond response time, matching with TVS diode to limit voltage spikes and eliminate surge to protect the device.

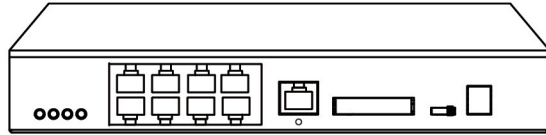
PoE Feature

Supplying power under the IEEE802.3af/at standard, with maximum 0.65A and overcurrent protection.

Product Design

Easy to install with a attached bracket, compact design with waterproof feature.

7. VLAN Description of POE28 / POE29 Model



AC Power RJ45 port Uplink port VLAN switch

VLAN Setting:

Turn the VLAN switch to the left (marked as “1”) when the power is off, VLAN mode is selected. While the VLAN switch is on the right (marked as “0”), VLAN mode is off.

- a. When the VLAN mode is on, port 1~8 can't communicate with each other but connect with uplink port dependently.
- b. When the VLAN mode is off, all ports can communicate with each other.

Under the VLAN Mode:

Port 1~8 are isolated and connect with computer and other switches separately. The uplink port connects with higher-level router.

8. Specification of POE28 / POE29 Model

- Standard: IEEE802.3x, IEEE802.1Q, IEEE802.3af, IEEE802.3, IEEE802.3u, IEEE802.3z, IEEE802.3ab
- Network Cable: 10 Base-T: 3 or 5 UTP
100 Base-TX: 5 UTP
- Forwarding Speed: 10/100Mbps, 148800pps
- MAC Address: 4K
- Switch Mode: Store and transmit
- Transmission Mode: Duplex/ Half duplex
- PoE Working Mode: Auto-sensing power demanding devices
- Protocol: CSMA/CD、Supporting IEEE802.1D
- Power Supply Distance: < 100m under the Cat5e cable
- PoE Power Pin: 4/5+, 7/8-
- Working Temperature: -35~80°
- Storage Temperature: -40~90°
- Input Power: AC100V~240V 50/60Hz

PRODUCT WARRANTY TERM

To Customers:

Thank you very much for purchasing our products .

In order to provide you with satisfactory after-sales service and protect your rights and interests, please read the following terms carefully.

Quality Commitment:

Each of our manufactured products is warranted against defects in materials and workmanship for a period of one (1) year from the date of original purchase when used under normal conditions and consistent with applicable product documentation, subject to this Product Warranty Terms.

Specific regulations are as follows:

1. If we determine that the hardware components of the product conform to this Product Warranty Term during the applicable warranty period we will, at our option, repair or replace the product;
2. If product defects occur during the warranty period of one year, which is from the date of original purchase, under normal use according to the relevant technical documentation, free warranty service will be provided. However, there will be an extra charge for the out-of-warranty products;
3. The most professional technical support and the latest software upgrade service are provided for our valued customers;
4. Damages caused by the event of force majeure (such as fire, lightning, flood, etc.) are not covered under warranty;
5. During the warranty period, if there is serious defect in the product and no repairs can be made or the model has been discontinued, the product will be replaced by the equivalent one in our company. Customers are responsible for the price difference between the original and the replaced products.

Limitations of Warranty and Liability

The warranty can't be applied to the products under the following circumstances. However, maintenance service can be provided in charge.

1. The following occurs in the rejected products:

- a) Burn traces
- b) Component missing or damaged
- c) Pad defect

2. Damage caused by wrong wiring; bare board damage, such as burnt chipset, broken motherboard / shield lid / RF, caused by careless operation, for example, not using the anti-static tool;
3. Problems and faults caused by abnormal operation, such as improper or non-standard power supply;
4. Improperly installed or not used in accordance with the applicable product documentation;
5. The motherboard is badly burned and cannot be repaired. A new motherboard is needed for the replacement;
6. This Product Warranty does not apply to any product that we determine has been, in any way: dis-assembled, modified or altered, other than by us or as authorized by us; painted, rebranded or physically modified; damaged due to improper cabling or installation; subjected to misuse, abuse, negligence, or abnormal physical, electromagnetic or electrical stress; damaged or impaired as a result of the use of third party hardware, firmware or software; or has had its original MAC address label / model stickers / warranty label removed.

This Product Warranty Term does, among other things, not cover labor cost for removing and re-installing the product for repair, any consumable parts that are readily replaced in normal use, problems caused by normal wear and tear or otherwise due to the normal aging of the product, or cosmetic damage.

To ensure a product that is under this Product Warranty Term, you need to: use only CAT5 (or above) cabling for all Ethernet cabling runs; use shielded Ethernet cabling for outdoor installations; follow indoor cabling requirements for indoor installations; operate the product according to the relative product documentation; use all software updates released from us.

WE RESERVES THE FINAL INTERPRETATION RIGHT OF THE CONTENTS IN THIS PRODUCT WARRANTY TERM. OTHER WARRANTY CONDITIONS SUBJECT TO THE AGREEMENTS IN THE SALES CONTRACT.

